


BLAULITE HRV 13

Heat recovery ventilators for commercial applications

Casing

- Steel casing is covered with high quality multilayer aluminium and zinc alloy to prevent corrosion. The casing is equipped with a switch to turn the ventilator off when the service panel is opened. Service access from both left and right side. For outdoor installation the roof is necessary (optional).



Heat recovery core

- Unique plate heat exchanger is made of polystyrene and designed for high-efficient heat recovery. The stainless steel drain pan is located on the inlet and outlet sides.

Fans

- The unit is equipped with supply and exhaust centrifugal fans with backward curved blades and built-in thermal overheating protection with automatic restart. The electric motors and impellers are dynamically balanced.

Defrost system

- Fan stop defrost system is activated when the outdoor temperature falls below 23 °F (-5 °C).

Filter

- Washable MERV 6 air filters in exhaust and supply air streams.
- Filters MERV 8, MERV 13 optional.

HRV 13

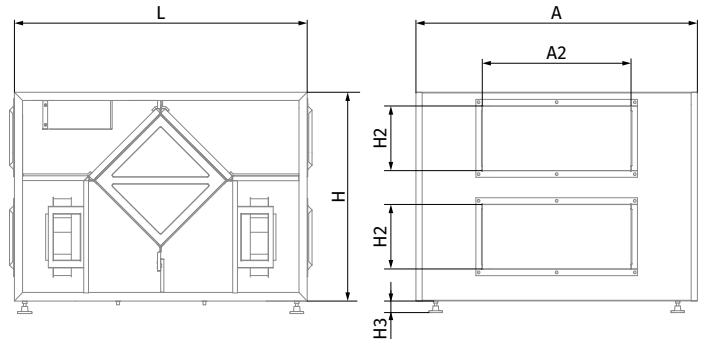
Filter type	Additional Air Pressure Drop with optional filters	
	Air flow [CFM]	
	300	500
MERV 8	0.03	0.05
MERV 13	0.2	0.33

Control

- The unit incorporates an integrated automation and control system with following functions:
 - Operation mode switch.
 - Air flow balancing by supply and exhaust fan independent speed adjustment.
 - Automatic recovery core frost protection.
 - External control device connection.

Overall dimensions [in]

Model	A	A2	H	H2	H3	L
Blaulite HRV 13	37 1/4	20	26	8	4	36 1/2

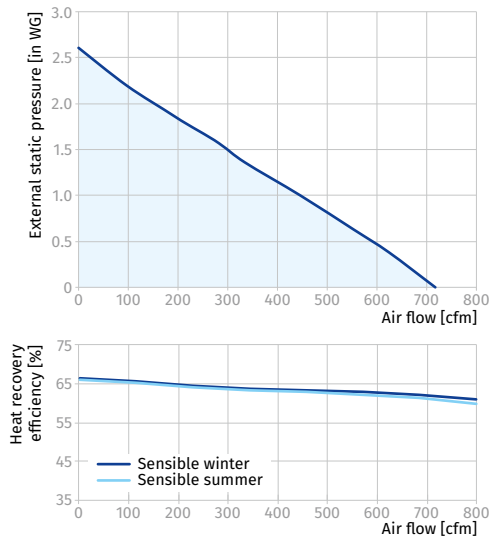


MODEL	QUANTITY	COMMENTS	PROJECT
			location:
			architect:
			engineer:
			contractor:
			submitted by:

Technical data

Parameters	Blaulite HRV 13
Voltage [V / 60 Hz]	1 ~ 120
Unit power [W]	880
Unit current [A]	7.4
Minimum circuit Amps [MCA]	9.3
Maximum over current protection [MOP]	9.8
Sensible effectiveness @ max air flow [%]	63
Air flow @ ESP 0.4" WG [CFM]	610
Air flow max [CFM]	700
Transported air temperature [F]	-35 up to +140
Outer skin casing material	21 gauge galvanized steel
Insulation	1" mineral wool
Connected air duct size [in]	8x20

BLAULITE HRV 13



Acoustic Noise Power Chart (dBA) at unit ports

Air flow	Fresh air to building port	Exhaust air from building port
610 CFM at 0.4 in. w.g.	74 dBA	74 dBA
240 CFM at 0.2 in. w.g.	61 dBA	61 dBA