









## Centro-M EC

Inline centrifugal fans with EC motor

- Motor type: EC
- Impeller type: Centrifugal impeller with backward curved blades
- Casing material: Coated steel

| Lineup  | Connected air duct size, in | Rated power, W |
|---|-----------------------------|----------------|
|  Centro-M EC 100 | ✓                           | 33             |
|  Centro-M EC 125 | ✓                           | 57.1           |
|  Centro-M EC 150 | ✓                           | 75.1           |
|  Centro-M EC 200 | ✓                           | 99             |
|  Centro-M EC 250 | ✓                           | 133.6          |
|  Centro-M EC 305 | ✓                           | 173.5          |