






Turbo

Inline mixed-flow fans

- Motor type: AC
- Impeller type: Mixed-flow
- Casing material: Plastic

Lineup	Connected air duct size, in	Rated power, W	Maximum performance @0.1", CFM
 Turbo 100	✓	28	119
 Turbo 125	✓	36	181
 Turbo 150	✓	67	305