








# Turbo EC

Inline mixed-flow fans

- Motor type: EC
- Impeller type: Mixed-flow
- Casing material: ABS Plastic

Lineup	Connected air duct size, in	Rated power, W
 Turbo EC 100	✓	25.9
 Turbo EC 125	✓	35.4
 Turbo EC 150	✓	52.4
 Turbo EC 200	✓	121.3
 Turbo EC 250	✓	170.6