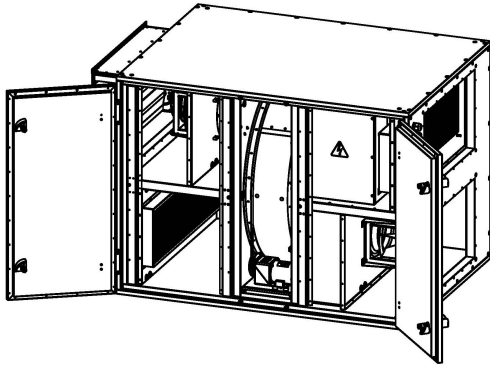


Air handling unit model:

Blauair US 07 RH 6000



		Supply	Exhaust
Airflow	[cfm]	3500	3500
Pressure static, ext	[in. WG]	1	1
Temperature, inlet	[F]	5	70
Relative humidity In	[%]	90	50
Temperature after heat exchanger	[F]	54.36	21.2
Exchange efficiency dry	[%]	75.94	75.1
Unit SFP	[cfm/W]	2936	
Heater type		none	

Energy recovery

Outlet supply

Temperature after heat exchanger	[F]	54.36
Relative humidity after heat exchanger	[%]	32.99
Exchange efficiency dry	[%]	75.94
Exchange efficienct wet	[%]	29
Heat recovery wet	[kBTU/hr]	219.09

Outlet extract

Temperature after heat exchanger	[F]	21.2
Relative humidity after heat exchanger	[%]	100
Exchange efficiency dry	[%]	75.1
Exchange efficienct wet	[%]	79

Fans

Supply

RPM	[1/min]	1329.66
Electric power consumption, Pe	[HP]	1.89
Current, I	[A]	2.17
Total fan pressure, Pf	[in. WG]	2.2
Static fan pressure, Psf	[in. WG]	2.07
Static fan efficiency, es	[%]	60.28

Exhaust

RPM	[1/min]	1351.46
Electric power consumption, Pe	[HP]	1.98
Current, I	[A]	2.28
Total fan pressure, Pf	[in. WG]	2.31
Static fan pressure, Psf	[in. WG]	2.17
Static fan efficiency, es	[%]	60.57

Sound power Lw [dB]

	Hz	62.5	125	250	500	1000	2000	4000	8000	LwA
Outlet	70	69	71	75	75	71	66	60	80	

Sound power Lw [dB]

	Hz	62.5	125	250	500	1000	2000	4000	8000	LwA
Outlet	70	69	71	75	76	72	66	61	80	

Basic construction

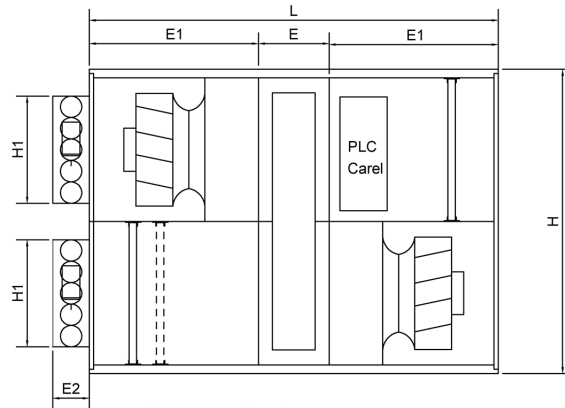
Rotor aluminum heat recovery core class H1 (DIN EN 13053)
Double-deck arrangement
High-efficient EC-fans, backward-curved, external rotor
Integrated automatic dampers
Integrated plug-and-play controls
Insulated double-skin frameless casing
ECO-Design'18 compliant
Phase~Voltage/Herz 3~220 V/60 Hz
Panel filters MERV8, MERV13, MERV15(optional)
Hinged service doors
Outdoor installation with outdoor mounting kit (optional)
Web-interface, MODBUS, outputs for optional DX or Hydronic cooling / heating
Complete set of accessories: silencers, economizers, VAV, CAV, etc.
Operation by RH/CO2/temperature/constant pressure/timer schedule
Double skin; frameless, 1 2/4 inch; mineral wool 5.62 lb/ft3; non-flammable; outer skin: zinc-aluminum; inner skin: zinc-aluminum; EN1886 class: D1, T2, TB2; corrosion resistance according to ISO 12944: class C4.
Unit is supplied ready for operation with all necessary control elements

)

Hygroscopic heatwheel medium

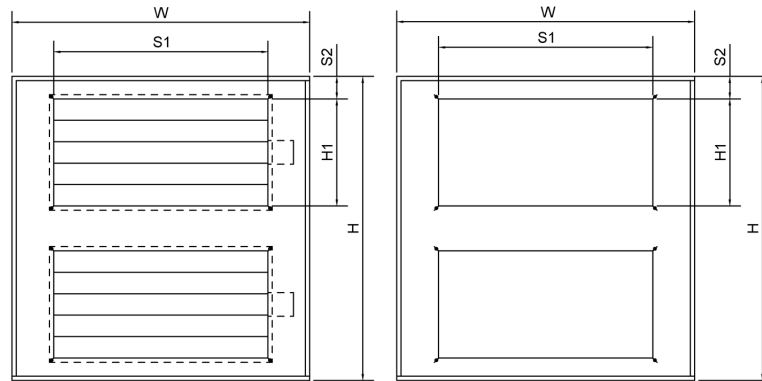
Heat recovery core material with hygroscopic coating

Service Side panel view



Damper side view

End view

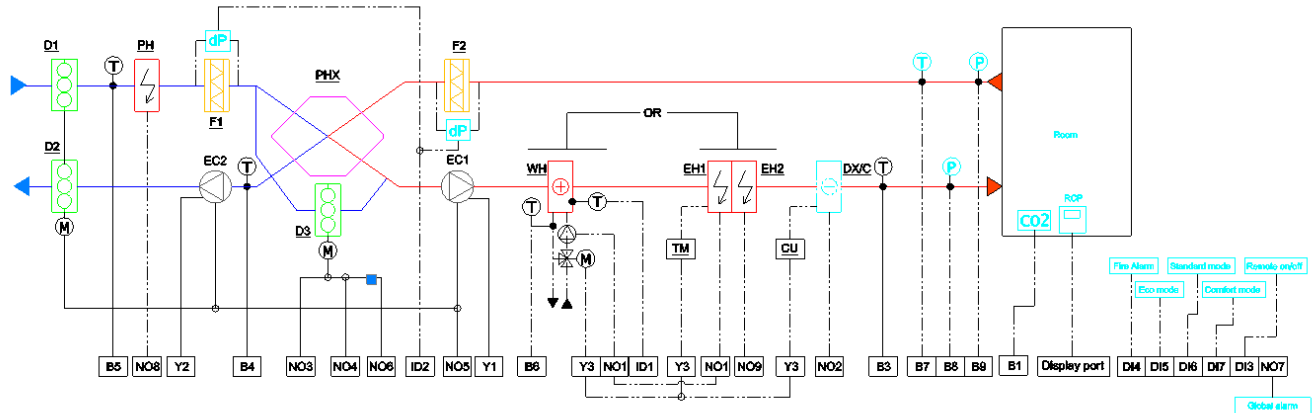


Dimensions [inch]

L	75 1/4
W	54 3/4
H	56
H1	19 3/4
S1	39 1/4
S2	4 1/4
E	13
E1	31
E2	6 3/4

Weight (net, without packing), [lb]

1186



Control system features advanced functions that can be activated based on the devices installed on the air handling unit:

- Coils management: water heater, electric heater, water cooler, direct expansion, cooler/heater coil;
- Fans management: 3 speed setup, air pressure control, airflow control;
- Heat recovery with plate heat exchanger, run-around coil or heat wheel;
- Temperature and/or humidity control;
- Automatic summer/winter (cooling/heating) changeover;
- Operation in comfort, precomfort or economy mode;
- Selection of up to four daily time bands, with settings for each operating modes;
- Holiday and special day function, with reduced set point;
- Air quality control with optional CO2/IAQ probe;
- Priority to temperature or humidity control, by room/supply/extract sensors
- Safety protectors for antifreeze, dirty filters, smoke/fire, no air or water low, inverter alarm;
- Parameter settings divided by level, user, installer or manufacturer, with password-protected access;
- Manual functioning mode;
- Supervisor protocol: Modbus slave build-in, Bacnet build-in;
- Freecooling and freeheating;
- Pumps management, overload alarms and anti-blocking for each pump;
- WEB-interface via integrated Ethernet port

ERP

Trade mark	Blauberg
Model	Blauair US 07 RH 6000
Declared typology	NRVU BVU
Type of drive installed	Integrated MSD
Type of recovery system	Regenerative
Thermal efficiency of heat recovery	[%] 75.94

Supply flow rate	[cfm]	3499.97
Effective electric power input	[HP]	3.87
SFPint	[cfm/W]	1551.05
Face velocity at design flow rate	[f/m]	7.74
External pressure	[in. WG]	1
Internal pressure drop of ventilation components	[in. WG]	1.07
Static efficiency of fans	[%]	60.28
Maximum internal leakage rates	[%]	2,7
Maximum external leakage rates	[%]	2,7
Energy performance of filters		B
Visual filter warning		See control panel catalogue data
Sound power level	[dB(A)]	80
Internet address		http://www.blaubergventilatoren.de

Erp 2016 compliant according to Commission Regulation EU No 1253/2014, 7 July 2014.