

DESCRIPTION



HRV EC D 150

HEAT RECOVERY VENTILATOR

HRV EC D 150 are the complete whole house ventilation system designed to bring a continuous supply of fresh air into the house while exhausting an equal amount of stale air.

Five year warranty.

CASING

teel casing is covered with high-quality multilayer aluminum and zinc alloy to prevent corrosion.

The casing is equipped with a switch to turn the ventilator off when the service panel is opened.

FILTER

Washable MERV 6 air filters in exhaust and supply air streams. Optional supply: anti grease aluminum filter.

FANS

High efficient electronically commutated motors with external motor and impeller with backward curved blades. EC motors are featured with high performance and total speed controllable range. The electric motors and impellers are dynamically balanced.

HEAT RECOVERY CORE

Aluminum cross-flow core (HRV EC D 150) ensures efficient heat recovery.



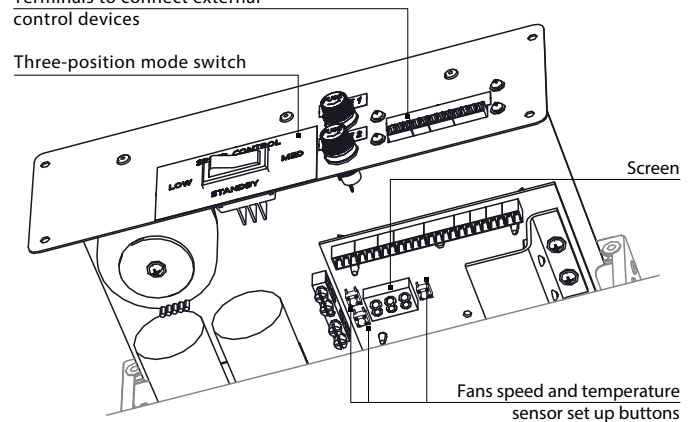
DEFROST SYSTEM

To protect the Heat Recovery Core, an antifreeze electronic protection system is applied. It switches the supply fan off according to the temperature sensor settings. Warm extract air defrosts the HRV core then the supply fan switches on and the ventilator continues operating under rated conditions.

CONTROL BOARD

Terminals to connect external control devices

Three-position mode switch



Fans speed and temperature sensor set up buttons

The unit incorporates an integrated control system with following functions:

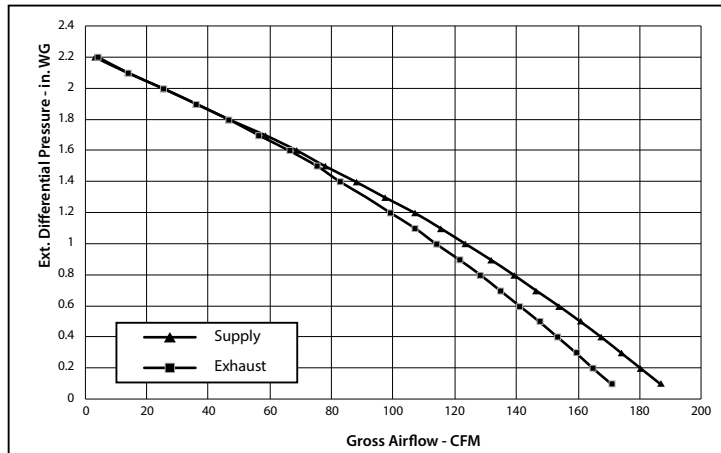
- Operation mode switch.
- Airflow balancing enabled by supply and exhaust fan independent speed adjustment from 0 to 100% (percentage is displayed on built in screen).
- Automatic recovery core frost protection.
- External control device connection (up to 5 at the same time).

SUITABLE FOR:

Bathroom / kitchen / apartments / cottages / small offices.

PERFORMANCE

External Static Pressure		Net Supply Air Flow		Gross Air Flow				Power
				Supply		Exhaust		
Pa	in. W.G.	L/s	CFM	L/s	CFM	L/s	CFM	Watts
25	0.1	85	181	88	186	81	171	186
50	0.2	82	175	85	180	78	165	186
75	0.3	80	169	82	174	75	159	186
100	0.4	77	162	79	167	72	153	185
125	0.5	74	156	76	161	70	147	185
150	0.6	70	149	73	154	67	141	184
175	0.7	67	142	69	146	64	135	184
200	0.8	64	135	66	139	61	128	184
225	0.9	55	117	62	131	57	121	183
250	1	52	110	58	123	54	114	182
275	1.1	49	104	54	115	51	107	181
300	1.2	45	96	50	107	47	99	181
325	1.3	42	88	46	97	43	91	180
350	1.4	38	80	41	88	39	83	178
375	1.5	34	73	37	78	36	75	176
400	1.6	30	64	32	69	31	66	174
425	1.7	26	54	28	58	27	56	172
450	1.8	21	45	22	47	22	47	169
475	1.9	16	35	17	36	17	36	166
500	2	12	24	12	25	12	25	163
525	2.1	6	14	7	14	7	14	159
550	2.2	2	4	2	3	2	4	156

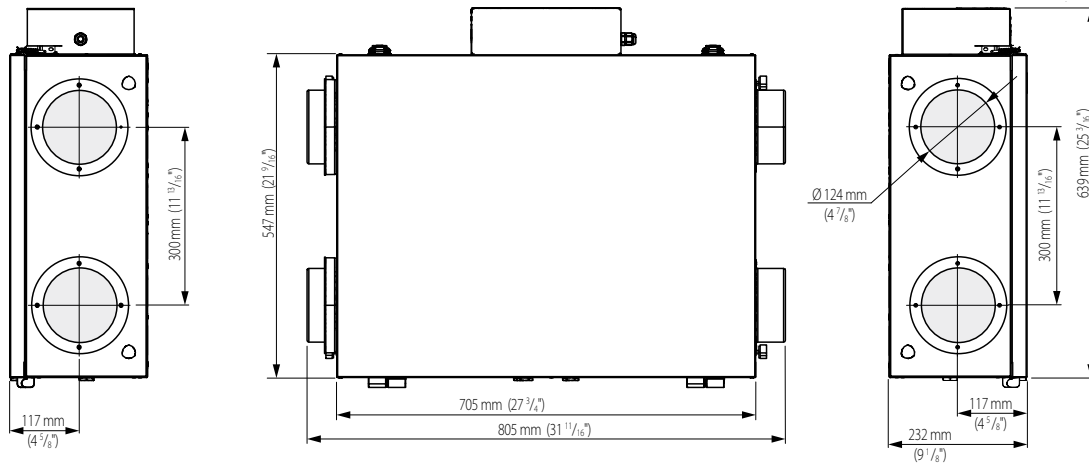


SOUND
2.1 Sones (30 L/s @ 50 Pa)

MODE	SUPPLY TEMPERATURE		NET AIR FLOW		AVERAGE POWER	SENSIBLE RECOVERY EFFICIENCY	APPARENT SENSIBLE EFFECTIVENESS	NET MOISTURE TRANSFER
	°C	°F	L/s	CFM	(Watts)	SRE (%)	ASEF (%)	
HEATING	0	32	31	66	26	69	78	0.04
	0	32	46	97	42	67	74	0.05
	0	32	50	107	52	65	73	0.05
COOLING	35	95	31	66	25.8	40.2	64	0.04

Model	Volts	Max. Watts	Max. Amps
HRV EC D 150	120V, 60Hz	186	2.5

DIMENSIONS



MODEL	QUANTITY	COMMENTS	PROJECT
			location:
			architect:
			engineer:
			contractor:
			submitted by:

